


MODEL 560

Semi-Automatic Tamp Down Labeler

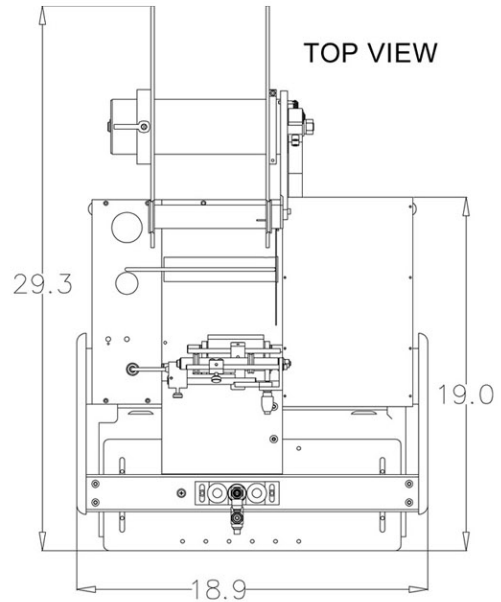
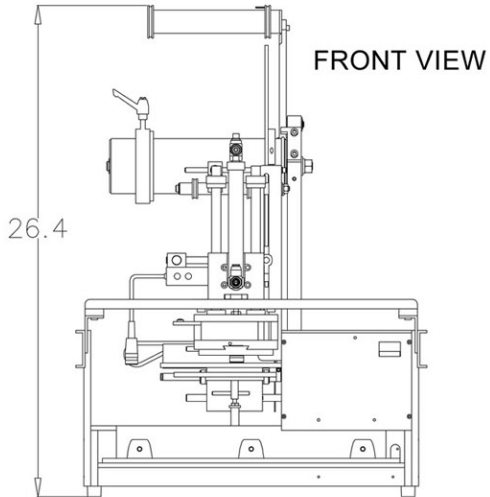


 auto labe

MODEL 560

Semi-Automatic Tamp Down Labeler

- Very economical for small production runs.
- Cost effective transition from manual labeling to fully automatic labeling.
- Maintains consistent and high label registration.
- Accurately places labels on tops, sides, or bottoms of products with flat or slightly curved surfaces.
- Label application activated by micro switch or foot pedal.
- Portable and lightweight.



EQUIPMENT SPECIFICATIONS:

DIMENSIONS: (overall)

Width: 18.9 in. / 48 cm

Length: 29.3 in. / 74.4 cm

Height: 26.4 in. / 57.1 cm

WEIGHT:

62 lbs / 28 kg

ELECTRIC:

115 VAC / 60HZ / 1.5AMP (max.)

AIR:

50 psig (max.) / 3 CFM

LABEL SPECIFICATIONS:

Standard 5" Web Width / 10" O.D. Roll with 3" Core
Pressure sensitive / Die Cut

SHIPPING WEIGHT:

72 lbs. / 33 kg

SHIPPING CRATE DIMENSIONS:

Width: 24 in. / 61 cm

Length: 24 in. / 61 cm

Height: 18 in. / 46 cm

OPTIONS AVAILABLE

- Model 310 Hot Stamp Imprinter
- Photoelectric label sensor for butt cut labels
- Wide Label web width kits
- Spare parts kit



DIVISION OF BOOTH MANUFACTURING COMPANY

3101 Industrial Avenue Two, Fort Pierce, Florida 34946
Toll Free 800-634-5376 • 772-465-4441 • Fax 772-465-5177
www.autolabe.com • e-mail: info@autolabe.com